

Mackenzie U.S. Aggregate Bond Index ETF (CAD-Hedged)

US Fixed Income

Compound Annualized Returns	02/28/2025
1 Month	2.0%
3 Months	0.6%
Year-to-date	2.4%
1 Year	4.5%
2 Years	3.7%
3 Years	-1.2%
Since inception (Sep. 2020)	-1.9%

Regional Allocation 02/28/2025

CASH & EQUIVALENTS	
Cash & Equivalents	16.6%
OVERALL	
United States	67.2%
Canada	8.8%
France	1.7%
United Kingdom	1.1%
Belgium	0.4%
Singapore	0.4%
Spain	0.3%
Ireland	0.3%
Australia	0.2%
Other***	3.0%
Total	100%

Sector Allocation 02/28/2025

Corporates	32.2%
Foreign Fixed Income	26.3%
Mortgage Backed	16.8%
Provincial Bonds	4.3%
Federal Bonds	1.5%
Cash & Equivalents	16.6%
Other	2.3%
Total	100%

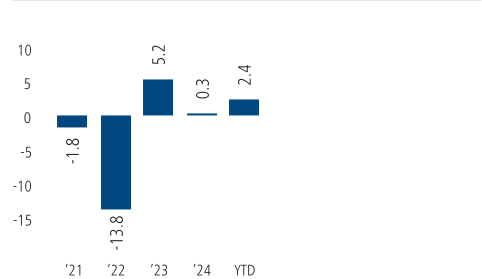
Credit Allocation** 02/28/2025

AAA	11.8%	BB	0.1%
AA	46.3%	Other	1.6%
A	9.5%	Cash & Equivalents	16.6%
BBB	14.1%		

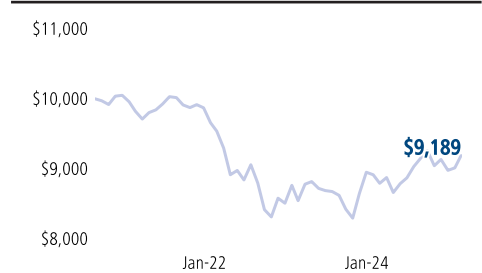
Index Provider

Solactive provides tailor-made and broad based indices across all asset classes, which are developed, calculated and distributed worldwide. Based in Frankfurt, Germany, and since its founding in 2007, Solactive has grown to be one of the market leaders in the indexing industry.

Calendar Year Returns (%) 02/28/2025



Value of \$10,000 invested 02/28/2025



Major Holdings 02/28/2025

Major Holdings Represent 61.6% of the fund

MACKENZIE US INVESTMENT G	28.2%
Cash, Cash Equivalents 1	11.1%
T 0 5/8 12/31/27	3.3%
FN BU7233 2 1/1/52	3.3%
MASSMU 4.95 01/10/30	3.1%
G2 785881 2.5 1/20/52	3.1%
ONTTFT 2 04/16/31	2.7%
B 01/22/26	2.5%
CADEPO 5.6 11/25/39	2.2%
CADEPO 4 7/8 06/05/29	2.1%

TOTAL NUMBER OF HOLDINGS: 117

Fund Risk Measures

Fund Risk Measure is not available for funds with a history of less than three years.

Key Fund Data 01/31/2025

Ticker:	QUB
Total Fund Assets:	\$70.30 million
NAVPS (02/28/2025):	\$81.75
CUSIP:	554557108
Listing Date:	09/24/2020
Index*:	Solactive US Aggregate Bond Hedged to CAD Index
Fund Category:	US Fixed Income
Distribution Frequency:	Monthly
DRIP Eligibility:	Yes
Management Fee:	0.15%
Modified Duration:	8.30 year(s)
Yield to Maturity:	6.83%
Weighted Average Coupon:	4.26%
Distribution Yield:	7.69%

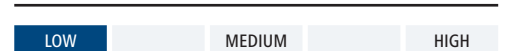
Term to Maturity (years) 02/28/2025

0 - 1 year	3.0%
1 - 2 years	5.0%
2 - 3 years	12.0%
3 - 5 years	13.2%
5 - 7 years	7.9%
7 - 10 years	7.3%
10 - 15 years	5.1%
15 - 20 years	2.3%
20+ years	26.0%
Other	1.6%
Cash & Equivalents	16.6%
Total	100%

Why Invest in this fund?

- Simple low-cost exposure to U.S. investment-grade bonds.
- Can be used to diversify Canadian fixed income exposure.
- U.S. dollar exposure is hedged back to the Canadian dollar.

Risk Tolerance



* The Solactive US Aggregate Bond Hedged to CAD Index is a market capitalization-weighted index that represents a wide spectrum of public, U.S., investment grade fixed income securities. Foreign currency exposure is hedged back to the Canadian dollar.

The Mackenzie ETFs are not sponsored, promoted, sold or supported in any other manner by Solactive nor does Solactive offer any express or implicit guarantee or assurance either with regard to the results of using the Indices, trademarks and/or the price of an Index at any time or in any other respect. The Solactive Indices are calculated and published by Solactive. Solactive uses its best efforts to ensure that the Indices are calculated correctly. Irrespective of its obligations towards the Mackenzie ETFs, Solactive has no obligation to point out errors in the Indices to third parties including but not limited to investors and/or financial intermediaries of the Mackenzie ETFs. Neither publication of the Solactive Indices by Solactive nor the licensing of the Indices or related trademark(s) for the purpose of use in connection with the Mackenzie ETFs constitutes a recommendation by Solactive to invest capital in said Mackenzie ETFs nor does it in any way represent an assurance or opinion of Solactive with regard to any investment in these Mackenzie ETFs.

** Credit ratings and rating categories are based on ratings issued by a designated rating organization.

*** Other includes currency contracts.