

Mackenzie US High Yield Bond Index ETF (CAD-Hedged)

High Yield Fixed Income

Compound Annualized Returns 01/31/2026

1 Month	0.3%
3 Months	1.0%
Year-to-date	0.3%
1 Year	5.7%
2 Years	6.8%
3 Years	6.7%
5 Years	3.4%
Since inception (Jan. 2018)	3.3%

Regional Allocation 01/31/2026

CASH & EQUIVALENTS	
Cash & Equivalents	3.4%
OVERALL	
United States	82.8%
Other***	3.9%
Canada	3.7%
United Kingdom	2.0%
Japan	1.3%
France	0.8%
Luxembourg	0.6%
Germany	0.6%
Israel	0.5%
Australia	0.4%
Total	100%

Sector Allocation 01/31/2026

Corporates	96.1%
Cash & Equivalents	3.4%
Other	0.5%
Total	100%

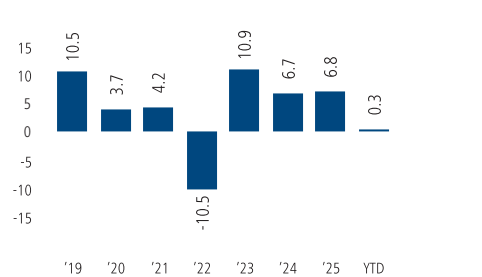
Credit Allocation** 01/31/2026

BBB	2.1%	D	0.1%
BB	52.6%	NR	3.1%
B	31.2%	Other	0.5%
CCC	7.0%	Cash & Equivalents	3.4%

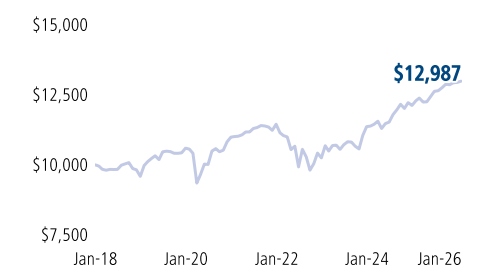
Index Provider

Solactive provides tailor-made and broad based indices across all asset classes, which are developed, calculated and distributed worldwide. Based in Frankfurt, Germany, and since its founding in 2007, Solactive has grown to be one of the market leaders in the indexing industry.

Calendar Year Returns (%) 01/31/2026



Value of \$10,000 invested 01/31/2026



Major Holdings 01/30/2026

Major Holdings Represent 62.5% of the fund

T 4 1/4 08/15/35	37.2%
Cash, Cash Equivalents 1	22.7%
CANADIAN DOLLAR - MARGIN	0.5%
BHCCN 10 04/15/32	0.3%
CYH 9 3/4 01/15/34	0.3%
BBDBCN 7 1/2 02/01/29	0.3%
DISH 11 3/4 11/15/27	0.3%
THC 6 1/8 06/15/30	0.3%
SEE 6 1/8 02/01/28	0.3%
X 6 7/8 03/01/29	0.3%

TOTAL NUMBER OF HOLDINGS: 933

Fund Risk Measures

Annual Std Dev	5.3
Annual Std Dev. B'mark	4.9
Alpha	-0.6
Beta	1.0
R-squared	0.9
Sharpe Ratio	0.8

Source: Mackenzie Investments

Key Fund Data 12/31/2025

Ticker:	QHY
Total Fund Assets:	\$146.68 million
NAVPS (01/30/2026):	\$82.40
CUSIP:	55455K109
Listing Date:	01/24/2018
Index:	Solactive USD High Yield Corporates Total Market Hedged to CAD TR Index
Fund Category:	High Yield Fixed Income
Distribution Frequency:	Monthly
DRIP Eligibility:	Yes
Management Fee:	0.40%
Modified Duration:	2.81 year(s)
Yield to Maturity:	6.83%
Weighted Average Coupon:	6.54%
Distribution Yield:	3.84%

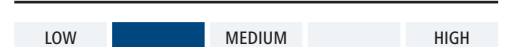
Term to Maturity (years) 01/31/2026

0 - 1 Year	0.3%
1 - 2 Years	8.5%
2 - 3 Years	11.4%
3 - 5 Years	35.1%
5 - 7 Years	25.6%
7 - 10 Years	13.0%
10 - 15 Years	0.5%
20+ Years	1.7%
Other	0.5%
Cash & Equivalents	3.4%
Total	100%

Why Invest in this fund?

- Market capitalization weighed indexing results in lower portfolio turnover and transaction costs versus other forms of indexing.
- Targeted access to specific market segments.
- Daily transparency of holdings.

Risk Tolerance



* The Solactive USD High Yield Corporates Total Market Hedged to CAD TR Index is a rules-based, market value weighted index engineered to mirror the performance of high yield rated corporate bonds issued in USD. The U.S. dollar currency exposure is hedged back to Canadian dollars.

The Mackenzie ETFs are not sponsored, promoted, sold or supported in any other manner by Solactive nor does Solactive offer any express or implicit guarantee or assurance either with regard to the results of using the Indices, trademarks and/or the price of an Index at any time or in any other respect. The Solactive Indices are calculated and published by Solactive. Solactive uses its best efforts to ensure that the Indices are calculated correctly. Irrespective of its obligations towards the Mackenzie ETFs, Solactive has no obligation to point out errors in the Indices to third parties including but not limited to investors and/or financial intermediaries of the Mackenzie ETFs. Neither publication of the Solactive Indices by Solactive nor the licensing of the Indices or related trademark(s) for the purpose of use in connection with the Mackenzie ETFs constitutes a recommendation by Solactive to invest capital in said Mackenzie ETFs nor does it in any way represent an assurance or opinion of Solactive with regard to any investment in these Mackenzie ETFs.

** Credit ratings and rating categories are based on ratings issued by a designated rating organization.

*** Other includes currency contracts.

Commissions, management fees, brokerage fees and expenses may all be associated with Exchange Traded Funds. Please read the Prospectus before investing. The indicated rates of return are the historical annual compounded total returns including changes in unit value and reinvestment of all distributions, and do not take into account sales, redemption, distribution, or optional charges or income taxes payable by any security holder that would have reduced returns. Exchange Traded Funds are not guaranteed, their values change frequently, and past performance may not be repeated.