

Mackenzie Inflation-Focused Fund Series A

Balanced

Compound Annualized Returns* 02/28/2026

1 Month	3.4%
3 Months	6.9%
Year-to-date	7.0%
1 Year	19.3%
2 Years	15.9%
3 Years	11.9%
Since inception (Sep. 2022)	11.1%

Regional Allocation 01/31/2026

CASH & EQUIVALENTS

Cash & Equivalents	10.1%
--------------------	-------

EQUITIES

United States	22.0%
Canada	6.4%
Japan	3.1%
United Kingdom	3.1%
Other	12.7%

FIXED INCOME

United States	34.8%
Brazil	3.5%
Canada	1.2%
United Kingdom	0.4%
Other	2.7%

Sector Allocation 01/31/2026

Fixed Income	42.6%	Industrials	4.4%
Materials	11.2%	Health Care	3.5%
Cash & Equivalents	10.1%	Consumer Discretionary	2.8%
Information Technology	6.6%	Other	2.7%
Energy	6.2%	Consumer Staples	2.2%
Financials	5.5%	Communication Serv.	2.2%

Portfolio Managers

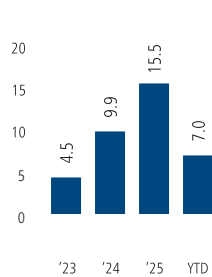
Mackenzie Resource Team

Benoit Gervais, Onno Rutten

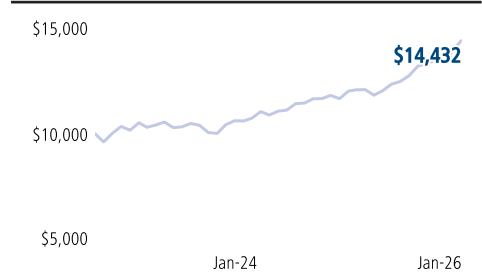
Mackenzie Fixed Income Team

Konstantin Boehmer, Felix Wong

Calendar Year Returns (%) 02/28/2026



Value of \$10,000 invested 02/28/2026



Major Holdings** 01/31/2026

Major Holdings Represent 64.5% of the fund

EQUITY

Vanguard S&P 500 ETF	10.4%
iShares Core MSCI EAFE ETF	7.6%
Mackenzie Global Resource Fund Series R	5.8%
Mackenzie Global Dividend Fund Series R	4.9%
Mackenzie Precious Metals Fund Series R	3.6%
Mackenzie Gold Bullion Fund Series R	4.8%

FIXED INCOME

Mackenzie US TIPS Index ETF (CAD-Hedged)	9.8%
United States Treasury 2.38% 02-15-2055 Inflation Indexed	6.6%
Mackenzie US Investment Grade Corporate Bond Index ETF (Canada Hedged)	6.3%
United States Treasury 0.13% 04-15-2027 Inflation Indexed	4.8%

TOTAL NUMBER OF COMMODITIES HOLDINGS: 1

TOTAL NUMBER OF EQUITY HOLDINGS: 15

TOTAL NUMBER OF FIXED INCOME HOLDINGS: 9

Fund Risk Measures (3 year) 02/27/2026

Annual Std Dev	6.14	Beta	0.76
B' mark Annual Std Dev.	6.31	R-squared	0.61
Alpha	1.13	Sharpe Ratio	1.28

Source: Mackenzie Investments

Key Fund Data

Total Fund Assets: **\$25.6 million**

NAVPS (02/27/2026): **C\$13.30**

MER (as of Sep. 2025): **A: 2.42% F: 1.02%**

Management Fee: **A: 1.85% F: 0.70%**

Benchmark: **55% MSCI World + 45% BofAML Global Broad Market TR (Hedged to CAD)**

Last Paid Distribution:

SERIES	FREQUENCY	AMOUNT	DATE
A	Annually	0.0933	12/23/2025
F	Annually	0.2030	12/23/2025
T5	Monthly	0.0660	2/20/2026
PW	Annually	0.1124	12/23/2025

Fund Codes:

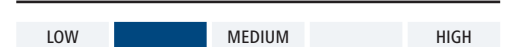
SERIES (C\$)	PREFIX	FE	BE*
A	MFC	9490	9491
F	MFC	9495	—
T5	MFC	9508	9509
PW	MFC	9501	—

Additional fund series available at mackenzieinvestments.com/fundcodes

Why Invest in this fund?

- The tactically managed Fund seeks to provide long-term capital appreciation by investing in a mix of equity and fixed income securities anywhere in the world which are expected to be collectively resilient to inflation
- An inflation-focused fund provides an opportunity to add exposure to areas of the market that may perform better in high inflation, which have often been underweight in client portfolios
- The team's macro-economic focus and commodity expertise assist them in tactically managing through periods when inflation poses the most harm to your portfolio

Risk Tolerance



* Effective June 1, 2022, the redemption charge purchase option, and the low-load purchase option are no longer available for purchase, including those made through systematic purchase plans such as pre-authorized contribution plans. Switching from securities of a Mackenzie Fund previously purchased under the redemption charge or low-load purchase options to securities of another Mackenzie Fund, under the same purchase option, will continue to be available until such redemption schedules expire.

** The major holdings of the Fund may, but do not necessarily, represent the largest holdings of the Fund. Rather, the major holdings are selected for their overall significance in evaluating the investment portfolio.

† Commissions, trailing commissions, management fees, and expenses all may be associated with mutual fund investments. Please read the prospectus before investing. The indicated rates of return are the historical annual compounded total returns as of February 27, 2026 including changes in unit value and reinvestment of all distributions and do not take into account sales, redemption, distribution, or optional charges or income taxes payable by any securityholder that would have reduced returns. Mutual funds are not guaranteed, their values change frequently and past performance may not be repeated. Standard deviation provides a measure of the variability of returns that have occurred relative to the average return. The higher the standard deviation, the greater is the range of returns that has been experienced. Standard deviation is commonly used as a measure of risk.